

# Tobacco, Vaping & Cannabis Print Resource Catalogue



1255711 and 1255712 – Behind the Haze Poster in 2 sizes



1265465 – Talk Tips Parent Handbook



1265721, 1265722, 1265723 – Talk Tips Bookmarks (3 Versions)



1275428 and 1275429 – Behind the Haze Poster in 2 sizes



Tobacco 007 - Booklet: A Guide to Help You Reduce and Stop Using Tobacco



Tobacco009 - Tear-Off Pad: AlbertaQuits Support Services (pad of 25)



Tobacco012 – Tear-Off Pad (50): HelpLine Referral



Tobacco017 – Window/Door Clings: Smoke Free Home & Car



Tobacco027 – Reusable Stickers: My Why Labels




**Tobacco040 – Lanyard: ABQuits Services**



**Tobacco086-Poster: Baby Steps**



**Tobacco093D-Poster: ABQuits**



**Tobacco099- Illustrated Storybook: River Run**



**Tobacco101-Brochure: Let's Talk About Traditional Tobacco**



**Tobacco106-Postcard: Academy for Tobacco Prevention & Geminai Rising**







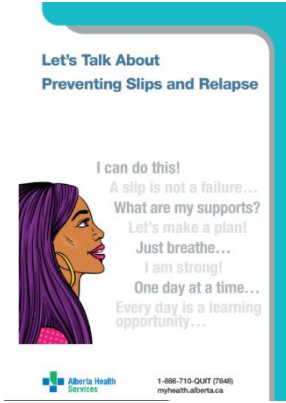

**Tobacco107-Cardgame: Shadows of the Academy**



**Tobacco108-Fortune Teller: Shadows of the Academy (Pad of 50)**



**Tobacco122-Activity Booklet – Be Tobacco Smart**

 <p><b>Tobacco124-Postcard: 40 Ways to Beat a Craving</b></p>	 <p><b>Tobacco125-Handout: Let's Talk Nicotine Withdrawal</b></p>	 <p><b>Tobacco126 - Handout: Helping Someone Quit Smoking/Vaping</b></p>
 <p><b>Tobacco131-Brochure: Let's Talk About NRT &amp; Other Aids</b></p>	 <p><b>Tobacco132-Brochure: Let's Talk About Preventing Slips and Relapse</b></p>	 <p><b>Tobacco136-Infographic: What About Hookah/Shisha?</b></p>
<p><b>For full resource descriptions please refer to the online catalogue accessed through ordering info below.</b></p>		

## Ordering Information:

Posters, QuitKit materials, cessation workbooks and brochures can be ordered through [DATA Communications Management](https://dol.datacm.com) (<https://dol.datacm.com>). To access the catalogue and online ordering use the following information:

Username: tobaccopublic  
Password: dwcal2012

See below for areas of order to be completed:

When entering your information **Do Not** remove the information in the “**Ship To**” field. Everything else you should be able to input manually and the order will process. Also there is no need to use the “Shipping” or “Add to Address Button”

SHIPPING INFORMATION		PAYMENT DETAILS	
<b>Ship To *</b>	<b>Location Name *</b>	<b>Billing Code *</b>	
<input type="text" value="*PUBLIC"/>	<input type="text" value=""/>	<input type="text" value="101.1524.71552120001"/>	
<b>Attention Name *</b>		<input type="button" value="Billing"/>	
<input type="text" value=""/>			
<b>Address 1 *</b>	<b>Address 2</b>	<b>ORDERING INSTRUCTION</b>	
<input type="text" value="ENTER YOUR ADDRESS"/>	<input type="text" value=""/>	<p>You will receive an order confirmation email from <a href="mailto:iwebsupport@datagroup.ca">iwebsupport@datagroup.ca</a>. Check your spam folder.</p>	
<b>City *</b>	<b>Country *</b>		
<input type="text" value="C"/>	<input type="text" value="Canada"/>		
<b>Postal Code *</b>	<b>Province *</b>		
<input type="text" value="X_"/>	<input type="text" value="Alberta"/>		
<b>Note</b>			
<input type="text" value=""/>			
<input type="button" value="Shipping"/>	<input type="button" value="Add to Address Book"/>		

Watch for an email confirmation of your order - check junk mail - if you don't get an email your order is not submitted. Contact DCM at number on order screen or [tvcp@ahs.ca](mailto:tvcp@ahs.ca)

Updated December 2024